



NUA OFFICE INC.

E60PQ-140003/C/017

SA PRODUCT LOOKBOOK

January 2025





CAT 1

INTERCONNECTING PANELS & FREESTANDING SYSTEMS

BENCHING

Adaptive & Personalized Workstations

You can't know what the future will bring. As business priorities change, planning approaches must evolve as well. Further offers varying levels of flexibility and control as well as a variety of planning options to fit the needs of the individual, the team, and the company. The shape of workstations is a main contributor to this flexibility. The shapes further offers include Organic, Linear, and Freestanding.



Organic:

- Features a trapezoid workspace
- 120-degree plan1120-degree sight-lines so people aren't facing each other

Linear:


- Classic linear planning is enhanced with Further's accessories.
- Upmount open shelves offer a unique storage solution that defines work areas.
- Write-able glass screens can create visual privacy.

Freestanding:

- Further uses freestanding power hubs and beams with worksurfaces connected to them.
- This allows for flexibility in rearranging worksurfaces.

Height Adjustability:

In order to increase health and wellness in the workplace, the Further system offers height-adjustable worksurfaces. Solutions are available in linear, perpendicular and organic layouts.



Adjacent stations can be set at different heights without affecting one another.

Powerful Solutions

The Hub is a vital aspect to the Further system. It allows power and data to be brought into workstations and collaborative areas. When used with a beam system, the Hub can bring power to multiple workstations at once. For use in a collaborative area, the Hub is available in a mobile version which can be moved to suit the needs of your office. The Hub can be hardwired or corded to allow for maximum flexibility in planning.



The Further Hub used in a collaboration area.




When powering work benches, power runs from the hub, through the beam, and remains concealed under the worksurface to maintain a clean aesthetic.

Privacy Screens (13" or 20.5" in height)


- Can be beam or table mounted
- Mover-usable screens are also available and may double as modesty panels



Upmount horizontal storage with sliding door



User-movable fabric screen



Glass screen



Upmount screen

Storage


- Various table based and floor based options are available
- Small storage solutions (i.e. pencil holders, file holders etc) easily clip onto table



Side-access tower



Open support pedestal



Mobile credenza



Small clip-on Storage

The Further line offers a variety of finishes for workstations. Laminates are available in solid or woodgrain options. Paint colours range from muted to bright. There are also copious panel fabrics to choose from. These finishes can be combined to suit your company's aesthetic.

PANELS

A frame and tile solution with many storage options.

The Terrace panel system is a frame and tile solution that offers both flexibility and refined design details. When paired with other Allsteel products, you can create beautiful, functional spaces that look as good as they work.

Aesthetic

Terrace panels are available with feet, improving airflow while offering light-scale detailing and a comfortable, residential appeal. Top trims are available in large lengths to cover multiple panels to create a seamless look. Frame-less glass pieces are also available spanning multiple panels to maintain a bright atmosphere.

The Terrace frame-and-tile solution offers a wide range of surface materials, including fabric, veneer, steel laminate and acrylic.



Footed panel frame option.



Frame-less glass extended over multiple panels.



Extended top-trim for seamless finish.

Storage Options

Storage products, such as Align, Essentials, and Involve, seamlessly integrate with Terrace to create a productive workspace. There is a variety of open and closed storage solutions available.

Tool tiles can be integrated into the panel design to offer small storage (i.e. file holders and pencil holders). Tools hang off the panel and can be easily moved by the user.

Offering low-height, cushioned storage encourages impromptu meetings.





① Tool tile for small storage. Easily rearranged by user.

② Panels can be segmented for improved aesthetic.

③ Frame-less glass extended across multiple panels.

④ Multiple level worksurfaces allow user to clear main worksurface.

⑤ Lounge product lines can be easily integrated into the Terrace system to provide seating and small hidden storage in drawers.

⑥ Structural raceway panel bottom

⑦ Pedestals available to be supportive or move-able. Seen here: supportive in box-box-file configuration.



CAT 2

FREESTANDING HEIGHT ADJUSTABLE DESK & TABLE PRODUCTS

DESKING & FREESTANDING TABLES



CAT 3

MATEL FILING & STORAGE CABINETS



Statement of Line

PEDESTALS

Freestanding
File/File



Support
Box/Box/File



File/File



Mobile
Box/File



Box/Box/File



File/File



Freestanding and mobile pedestal depths: 19 7/8", 22 7/8", 28 7/8" width: 15" heights: 22 1/2" and 26 7/8" Support pedestal depths: 19 7/8", 22 7/8", 28 7/8" width: 15" height: 28"

PERSONAL TOWERS

Front Access
Box/Box/File



File/File



Side Access
Box/Box/File



File/File



2-High

Open Shelves



Shelves with Doors



File/Box/Box Lateral



Box/Box/File Door



Personal tower depth: 24" width: 24" heights: 50" and 65" Personal file depth: 18" width: 30" height: 28"

LATERALS

2-High
27 1/4" and 28"H



3-High
39 1/8"H



4-High
52 1/2"H



5-High
64 1/4"H



Lateral depth: 18" widths: 30", 36", 42"

COMBINATION FILES

Hinged Doors



Open Shelves



STORAGE CABINETS

Hinged Doors



5-High



BOOKCASES

2-, 3-, 4-, 5-Shelf



OVERFILE



BASE OPTIONS

Flush



Recessed

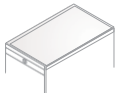


Combination file depth: 18" widths: 30" and 36" height: 64 1/4" Storage cabinet depth: 18" width: 36" heights: 27 1/4", 39 1/8", 52 1/2", 64 1/4" Bookcase depth: 12 5/8" widths: 34 1/2" and 36" heights: 29", 41", 59", 71", 81" Overfile depth: 18" widths: 30", 36", 42" height: 27 7/8"

TOP OPTIONS

Mobile Pedestal Tops

Laminate




Seat Cushion



Top

Lateral Laminate



PULL OPTIONS

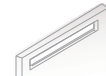
Arch



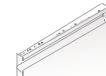
Straight



Integral




Beveled



CAT 5

ANCILLARY & LIGHTING



CAT 6

SUPPORT SPACE –FURNITURE





